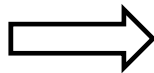



## Micor Dot Lights Checking Steps :

**PLEASE ALWAYS UNPLUG YOUR TREE FIRST BEFORE DO THE FOLLOWING STEPS**


1. Unplug the tree and locate the connector where the light string is not working.



2. Hold on the two sides of light string connector.



3. Pull out the connector.



4. Re-insert into the connector until hearing the click sound.

